

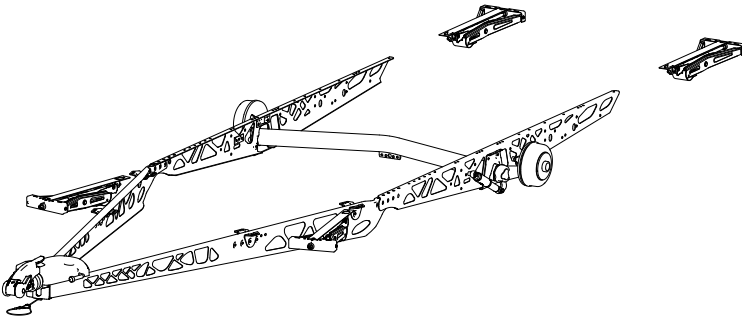
# BETRIEBSANLEITUNG

## Caravan-Chassis Vario X

---

DE

EN

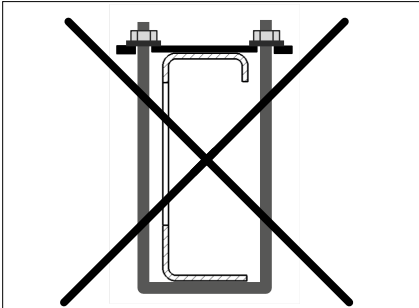


## SAFETY INSTRUCTIONS

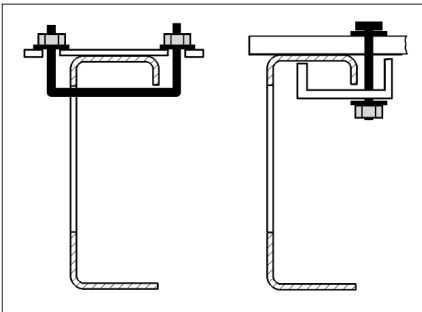
- Risk of accident due to damaged chassis. Improper use may result in damage to or breakage of the chassis.
- If damage to the chassis is suspected, contact AL-KO Service.

Observe the following points to avoid damage:

- Do not weld, cut or drill on the chassis!
- Do not tie anything over the lightweight recesses of the chassis!
- Do not clamp, brace or lash anything to the vertical bars of the chassis!
- Do not brace accessories (e.g. bicycle rack) over the entire height of the drawbar section. This will damage the chassis!

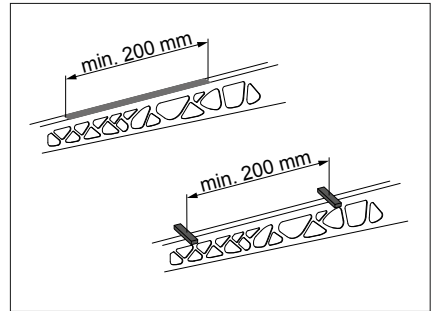


Possible mounting positions:



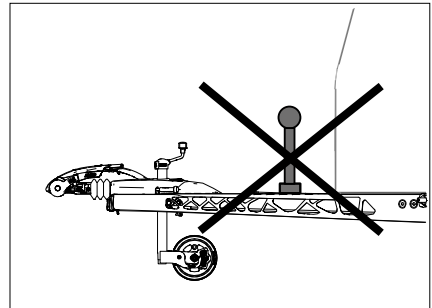
To avoid damage to the chassis, support over a length of at least 200 mm !

Alternatively, brace it from two points with a distance of at least 200 mm .

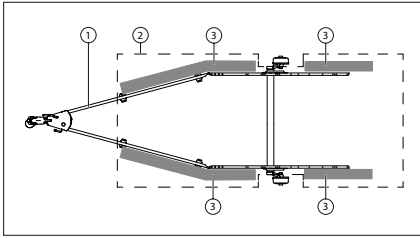


### CAUTION!

Drawbar adapters for clutch carriers are not approved!



- When lifting the caravan with a hydraulic ramp:
  - Do not place the hydraulic ramp support plate on the chassis; place it on the caravan floor as close to the chassis as possible.
  - Choose the largest possible mounts (approx. 10 x 35 cm).
  - Ensure that the mounts lie flat, i.e. that no cables or other attachments prevent a flat support.
  - Select mount positions according to the following sketch.



1	Chassis
2	Outside contour of caravan floor
3	Areas for attaching the hydraulic ramp support plates

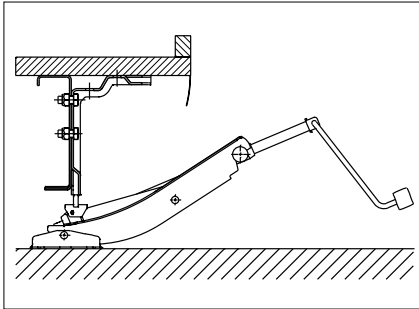
- When lifting the caravan with the jack:



#### CAUTION!

Only use existing drill holes for mounting the jacking position! Never drill into the chassis!

- Only attach the jack to the provided mounting points!
- Observe the jack's operating instructions!



## INTENDED USE

The Vario X chassis is designed to be assembled together with the body to form a caravan.

The caravan is designed as mobile travel accommodation for private, non-commercial use. In public road traffic, the vehicle may only be used in accordance with the provisions of the Highway Code and road traffic regulations. The caravan is only suitable to be towed by car, not by truck, bus or similar. It must not be used for the transport of passengers and animals.

The permissible gross weight of the caravan and the permissible axle load must not be exceeded. Any use of the chassis other than that described here is prohibited and is considered improper.

## MAINTENANCE AND CARE

The Vario X chassis is maintenance-free.



To avoid white rust formation (defective appearance):

- Ensure sufficient air circulation when storing!
- After winter journeys, wash the hot dip galvanised components with clean water!



Maintenance instructions for the establishment and development of other components, refer to the manufacturer's documentation

## Replacement parts



Replacement parts are safety parts!

- For the installation of replacement parts into our products, we recommend the use of original parts, or parts that we have expressly approved for installation.
- For the clear identification of replacement parts, our service stations require the replacement part identification number (ETI).

Member of  **DEXKO**  
GLOBAL

**ALOIS KOBER GMBH**

Ichenhauser Str. 14

89359 Kötz

Germany

Fon +49 8221 97-0

info@alko-tech.com

**www.alko-tech.com**